

THE MUSICAL JUNGLE

Digital Version — Ages 3-6



TEACHER'S GUIDE

THE MUSICAL JUNGLE

Digital Version - Ages 3-6

TABLE OF CONTENTS

OUR TEAM	3
INTRODUCTION	4
PRACTICAL ADVICE	5
PART 1 — THE FLYING BIRDS	6
PART 2 — THE DROMEDARIES OF THE DESERT	14
PART 3 — THE JUNGLE DANCES THE POLKA	19
PART 4 — THE ELEPHANT AND THE STARRY NIGHT	26

THE MUSICAL JUNGLE

Digital Version - Ages 3-6



Left to right: Laurence, Émily, Babar, Marie-Claude, Puffy, Véronique, Dee and Bert, Dreyfus, Gabriela, Christian and Aurélie

OUR TEAM

CREATION AND CONCEPT

Aurélie Négrier

HOST French version

Aurélie Négrier

HOST English version

Gabriela Iznardo

PIANIST

Laurence Lambert-Chan

ACTRESS

Élisabeth Payeur

PUPPETEERS

Véronique Girard

Marie-Claude Codsi

A PRODUCTION BY

Jeunesses Musicales Canada

PRODUCER

Clément Joubert

FILMED, EDITED, AND DIRECTED BY

Camion productions

PUPPET DESIGNER

Marie-Claude Codsi

LIGHTING

Jonathan Gaudreau

SOUNDMAN

Simon Bellefleur

PRODUCTION SUPPORT

JM Canada Artistic Team

TEACHER'S GUIDE AUTHOR

Aurélie Négrier

TRANSLATION

Katherine Turnbull

EDITING

Kassandra Adams-Morin

Clément Joubert

PRODUCTION PHOTOGRAPHER

Antoine Saito

OTHER IMAGES

Unplash.com

VERSION 1

THE MUSICAL JUNGLE

Digital Version - Ages 3-6

INTRODUCTION

Dear teachers,

The Musical Jungle is an interactive educational workshop in four (4) parts that invites young music lovers to create short puppet scenes with music. Accompanied by the music of Francis Poulenc's "The Story of Babar," the children explore different notions such as pitch, speed (tempo), nuances, and the character of the music. Through this creative process, the young people's imagination is stimulated and they are invited to create a short puppet story with music.

It is important for us to provide all our pedagogical intentions and the necessary educational material in this guide, which will allow you to co-create the workshop and have an optimal experience with your group.

We wish you a wonderful experience.

Sincerely,
The Jeunesses Musicales Canada Young Audience Artistic Team

Please contact our Music Mediator, Aurélie Négrier, with any questions:
jeunepublic@jmcanada.ca



Age range: 3-6 years old

Duration: +/- 8 minutes per video

Number of participants: 1 class

Languages: offered in French or English

THE MUSICAL JUNGLE

Digital Version - Ages 3-6

PRATICAL ADVICE

Listen to the videos—all four (4) parts—before presenting them to your students.

We encourage you to master the content of the workshops before presenting them to your group.

Don't hesitate to stop the video to check that your group is able to do what is being suggested.

It is important to remind them that the workshop is interactive, which means that the children are invited to actively participate in the program.

This workshop was designed for younger children to limit screen time. When the video is over, the children are invited to dive into the action by making a puppet or improvising short stories to the music they discovered during the video.

All audio tracks are provided in this guide.

In addition to making puppets, the children can also use stuffed animals or other toys to animate as puppets.



THE MUSICAL JUNGLE



PART 1

THE FLYING BIRDS

THE MUSICAL JUNGLE – PART 1

THE FLYING BIRDS

ACTIVITY CONTENT

Gabi is reading a huge book called *The Musical Jungle*.

- What do you think we will find in this book?
- What kinds of animals do we find in the jungle?

Let the children imagine the animals and environment of the jungle.

In the book she is reading, there are words, pictures, and music!

- Do you know any stories? Stories with pictures?
- Stories with music?

Let the children name their favourite stories or music.

LAURENCE AND HER PIANO

PRESENTATION OF THE PIANO AND THE WORK OF POULENC

Gabi meets her musician friend Laurence.


- What instrument does Laurence play?
- Do you know this musical instrument?

It's a piano!

Laurence plays the music that accompanies *The Story of Babar, the Little Elephant*.

The music is by Francis Poulenc and the story and illustrations are by Jean de Brunhoff. There are lots of animals in the jungle that are skillfully illustrated by Poulenc's music.

Duration of the video
8:25 min



THE MUSICAL JUNGLE – PART 1

THE FLYING BIRDS



THE STORY OF BABAR AND THE MUSIC OF FRANCIS POULENC

The story of Babar was born from the imagination of Cécile de Brunhoff.

Cécile, the mother of two young boys, Mathieu and Laurent, likes to tell them stories from her imagination. The father, Jean de Brunhoff, was a painter and decided to illustrate the story that the mother had invented.

In 1931, the book "The Story of Babar, the little elephant" was published. It is a great success!

Written in 1931, 90 years ago, this story has rocked many children to sleep!

Babar is a little elephant who runs away from the jungle to escape the hunters. He ends up in the big city where he meets an old lady who becomes his friend and helps him discover all sorts of wonderful things...

In 1940, the music composer Francis Poulenc, at his little cousins' request, creates music to accompany the story. This music is written for the piano. There is even a version for orchestra.



ORCHESTRAL VERSION (in french)

Narrator: Jacques Brel
Author: Jean de Brunhoff
Composer: Francis Poulenc
Orchestrated by: Jean Françaix
Orchestre des concerts Lamoureux
Musical Director: Jean Laforge

THE MUSICAL JUNGLE – PART 1

THE FLYING BIRDS

THE IMAGINARY JUNGLE: AWAKENING THE IMAGINATION

With a little musical magic trick, Gabi and Laurence visit the **Musical Jungle**. Out of the imagination of our creators, this imaginary jungle aims to make you realize that the imagination is the ideal tool for inventing all kinds of stories.

DEEPEN YOUR UNDERSTANDING BY DISCUSSING

- What animals do you see in the jungle?
- Do they look like real birds or real giraffes?
- What animal would you like to see in the jungle of your imagination?
- What animal do you think Francis Poulenc wanted to represent with this music?

Let the children imagine and express their ideas.

LET'S PLAY!

By opening your ears wide, can you tell if the birds are flying or landing?

- Does the sound go up or down?



[Listen to the birds going up and down in this piano musical excerpt](#)

THE MUSICAL JUNGLE – PART 1

THE FLYING BIRDS

DEEPEN YOUR UNDERSTANDING BY LISTENING THE ORCHESTRAL VERSION OF “THE STORY OF BABAR, THE LITTLE ELEPHANT”:

- Which instrument represents the birds in the orchestral version?
(Click on the hyperlink on the right.)

It is the flute, which has a very high-pitched sound.

DEEPEN YOUR UNDERSTANDING BY LISTENING THE FIRST MOVEMENT OF BEETHOVEN’S SONATA OPUS 49 NO. 2:

To train your ear to hear the sounds that go up and down, Gabi suggests you listen to a piece by Beethoven, played by Laurence. (Click on the hyperlink on the right.)

- As you listen to the different excerpts, can you recognize the sounds that go up and the sounds that go down?



Listen to the flute
in the orchestral version

[The Birds - Orchestral Version](#)

[Sonata Op. 49 no. 2, 1st mvt. - Beethoven](#)

THE MUSICAL JUNGLE – PART 1

THE FLYING BIRDS

DEEPEN YOUR UNDERSTANDING BY SINGING

Have fun singing along to the “ooh” sound of a **big firefighter’s siren** with your voice, starting very low and sliding your voice up to the sky!

Next, to accompany your voice that is imitating the firefighter’s siren, draw a large circle with your hand.

- If you follow the sound of the siren with the movement of your hand, where does your hand end up when the siren sounds very high?
- What about when the siren sounds very low?

The hand goes to the top of the circle when the sound is high and to the bottom of the circle when the sound is low.

Try to get your friends to guess whether you are singing a high-pitched sound or a low-pitched sound.

You can also use a musical instrument like a xylophone or a slide whistle.

IMAGINE YOUR BIRDS FLYING

Gabi suggests that you **create your story with music by using Francis Poulenc’s Birds** music or music that makes you think of birds. Here are some other musical tracks to inspire you. *(Click on the hyperlinks on the right.)*

The flute is often used to represent birds because the flute can play very high-pitched sounds at a very fast speed, reminiscent of flapping wings and bird song.



Deepen your understanding by listening

[Carnival of the Animals - Saint-Saëns](#)
Aviary

[Peter and the Wolf - Prokofiev](#)
The Bird


THE MUSICAL JUNGLE – PART 1

THE FLYING BIRDS

DO-IT-YOURSELF PUPPET: THE BIRDS

Here is an example of a puppet that you can make and use to tell your story. To build it, you will need:

- A cardboard template (pre-cut or to be cut by an adult)
- With an exacto knife (to be done by an adult), cut out the two (2) small holes for the fingers
- Two (2) small googly eyes
- Lots of pencil crayons in different colours
- Some feathers to decorate
- Your little hand to manipulate: you just have to put two (2) fingers in the holes at the bottom to make the legs of your bird
- Music by Poulenc, Prokofiev, Saint-Saëns, or Beethoven
- Your imagination to invent the story of your bird





TO LISTEN TO WHILE WORKING ON YOUR PUPPET...

Here are other stories put to music

Peter and the Wolf - Prokofiev
Philharmonic Orchestra of Radio France
Conductor : Giedre Slekyte
Lambert Wilson, narrator

Carnival of the Animals - Saint-Saëns
Orchestra of the Stanislas Moniuszko School
Conductor: Małgorzata Sapiecha



THE MUSICAL JUNGLE



PART 2

THE DROMEDARIES OF THE DESERT

THE MUSICAL JUNGLE – PART 2

THE DROMEDARIES OF THE DESERT

ACTIVITY CONTENT

- Do you remember what animal we met last time?

We flew through the air like birds!

We also learned to recognize the sounds that go up and down.

Let's see what kind of fun musical story we can make up today...

LAURENCE AND HER PIANO

THE MAGICAL POWERS OF MUSIC

Laurence explains that music has a very special magical power.

Thanks to music, we can imagine all kinds of stories!

The tempo of the music can be different depending on the story being told.

DEEPEN YOUR UNDERSTANDING BY DISCUSSING

- Do you know any slow music (slow tempo) or any fast music (fast tempo)?

- Do you think the birds' music had a slow tempo or a fast tempo?

- Why do the birds have a fast tempo?

Birds often fly very fast from branch to branch.

Duration of the video
8 min



THE MUSICAL JUNGLE – PART 2

THE DROMEDARIES OF THE DESERT

THE IMAGINARY JUNGLE: AWAKENING THE IMAGINATION

Gabi and Laurence return to the **Musical Jungle**.

They meet **Dreyfus the dromedary** and find **Dee and Bert the birdies**.

- What is happening in the musical jungle?
- What do you think of Dreyfus the dromedary's voice?
- Does he speak fast or slow?
- Why do you think this music represents Dreyfus the dromedary and not the birds?
- Do you know of any other animals that move at a slow tempo?

*For example the sloth, the elephant, the turtle...
Let the children express their ideas and emotions.*

LET'S PLAY!

- By opening your ears wide, can you tell if the music is moving at a **slow** or **fast tempo**?
- Does our friend **Dreyfus walk slowly** or **run very fast**?

Have fun telling the story by moving like Gabi and Laurence.

(Click on the hyperlinks on the right.)

DEEPEN YOUR UNDERSTANDING BY LISTENING TO AN ORCHESTRAL VERSION OF THE MUSIC OF THE DROMEDARY

- Do you recognize any of the musical instruments?

You can hear the trumpet, violins, flutes, woodwinds, and all the instruments of the orchestra...

(Click on the hyperlinks on the right.)



[Listen to the dromedary excerpt](#)
[Piano](#)

[Listen to the dromedary excerpt](#)
[Orchestra](#)

THE MUSICAL JUNGLE – PART 2

THE DROMEDARIES OF THE DESERT

DEEPEN YOUR UNDERSTANDING BY LISTENING

Here are some more musical excerpts to train your ears to recognize the tempo of music.

Listen carefully to these excerpts:

- Is the tempo **slow** or **fast**?
- Can you guess which one is a car race and which one is Babar's gymnastics?

(Click on the hyperlinks on the right.)

DEEPEN YOUR UNDERSTANDING BY MOVING

Now that you recognize the tempos, animals, and even the action of the story, you can have fun following the tempo by **walking in place, running, jumping, doing gymnastics, or miming a car race.**

Be careful to always follow the speed of the music!

IMAGINE YOUR DROMEDARIES IN THE DESERT

Gabi suggests that you create your story with music using the dromedary music by Francis Poulenc.



Piano
[The Car Race](#)
[The Gymnastics](#)

Orchestra
[The Car Race](#)
[The Gymnastics](#)

Here are some other musical tracks in the slow tempo of the dromedary to inspire you

[Le Carnival of the Animals - The Turtles](#)
Saint-Saëns

[Peter and the Wolf- The Grandfather](#)
Prokofiev



THE MUSICAL JUNGLE – PART 2

THE DROMEDARIES OF THE DESERT

DO-IT-YOURSELF PUPPET: THE DROMEDARY

Here is an example of a puppet that you can make and use to tell your story. To build it, you will need:

- One (1) sheet of cardboard for painting.
- Paint and pencils to draw the feet and eyes.
- You will need to coat your hand with paint and place it on the paper.
- Use your thumb to paint the long neck and head of your dromedary.
- Don't forget to paint a little dromedary tail with the tip of your little finger!
- Then, wait for it to dry before drawing the eyes and feet.
- Use round-tipped scissors to cut it out or ask an adult for help.
- Glue a **small wooden stick** to the silhouette you cut out.
- Manipulate your dromedary with the small wooden stick.
- Have fun with the dromedary music of Francis Poulenc or other music that inspires you to walk like the dromedaries in the desert.
- Use your imagination to invent the story of your dromedary.



TO LISTEN TO WHILE WORKING ON YOUR PUPPET...

Peter and the Wolf - Prokofiev
The Cat

Carnival of the Animals - Saint-Saëns
The Swan

Carnival of the Animals - Saint-Saëns
The Wild Donkey

THE MUSICAL JUNGLE



PART 3

THE JUNGLE DANCES THE POLKA

THE MUSICAL JUNGLE – PART 3

THE JUNGLE DANCES THE POLKA

ACTIVITY CONTENT

Let's try to remember all the animals we met in Francis Poulenc's music.

- Do you remember which animal we met last time?
- And what we learned in its company?

(Click on the hyperlink on the right.)

*With Dreyfus the dromedary, we learned that **music does not always go at the same speed!** We also discovered that the speed of music is called **TEMPO**.*

- Now, do you remember Dee and Bert the Birdies?
 - And what did these two happy birds show us?
- (Click on the hyperlink on the right.)*

*With the birds Dee and Bert, we learned that in music **there are sounds that go up and down**.*

Let's see what kind of fun musical story we can make up today...

LAURENCE AND HER PIANO: THE POLKA

Laurence invites us to return to the musical jungle to discover a dance called the **polka**.

The polka is a style of dance that comes straight from the kingdom of Bohemia in Czechia. (A country in central Europe.) This dance was very popular more than 100 years ago. The polka was danced in every house!

DEEPEN YOUR UNDERSTANDING BY DISCUSSING

- Do you know any dance styles?

Line dancing, flossing, flamenco, jazz, ballet...

- Do you like to dance?

Let the children share their knowledge and demonstrate it by dancing.



Duration of the video
7 min

[Listen to the birds piano excerpt](#)

[Listen to the dromedary piano excerpt](#)

THE MUSICAL JUNGLE – PART 3

THE JUNGLE DANCES THE POLKA

THE IMAGINARY JUNGLE : AWAKENING THE IMAGINATION

Gabi and Laurence return to the **Musical Jungle**. They meet Christian, the orangutan, and Emily the elephant.

- Does Emily the elephant look like all the other elephants?
- What makes her different from other elephants?

Emily is a striped elephant!

- Does Christian the orangutan look like all the other orangutans?
- What makes him different from other orangutans?

Christian wears a bow tie and he also has big eyelashes!

In the jungle of your imagination, animals can have different shapes or colors. They can talk and they can love to dance!

LET'S PLAY!

Now it's time to dance the Polka! Gabi tries her hand at inventing dance moves. You, too, can dance freely to the Polka music.

(Click on the hyperlink on the right.)

Laurence will teach us the traditional Polka steps:

To begin we take three (3) little steps on one side: 1-2-3

Then we take three (3) little steps on the other side: 1-2-3

We add a little jump to the first step: 1-2-3-JUMP

And on the other side: JUMP 1-2-3-JUMP

Once you have practiced all the steps, you can link them to Francis Poulenc's music. *(Click on the hyperlink on the right.)*



[Listen to the Polka Piano](#)

[Listen to the Polka Orchestra](#)

THE MUSICAL JUNGLE – PART 3

THE JUNGLE DANCES THE POLKA

DEEPEN YOUR UNDERSTANDING BY LISTENING TO AN ORCHESTRAL VERSION OF THE POLKA

- Do you recognize any of the musical instruments?

You can hear the trumpet, the violin, the flute, and all the instruments of the orchestra...

DEEPEN YOUR UNDERSTANDING BY MOVING

Here are some more excerpts of traditional and classical polka music.

(Click on the hyperlinks on the right.)

Listen carefully to these excerpts:

- Is the tempo slow or fast?
- Can you try and dance the polka to these different excerpts?

IMAGINE YOUR DANCING JUNGLE

Gabi suggests that you create your own story with music by using Francis Poulenc's polka. Use the previous musical excerpts to inspire you.



[Tritsch-Tratsch-Polka](#) — Johann Strauss II
Vienna Philharmonic Orchestra
Conductor: Zubin Mehta

[Gaité parisienne](#) — Offenbach
Berlin Philharmonic Orchestra
Conductor: Herbert von Karajan

[Petite polka chinoise](#) — Rossini
Pianist: Roberto Prosseda

THE MUSICAL JUNGLE – PART 3

THE JUNGLE DANCES THE POLKA

LAURENCE THE PIANIST'S LITTLE TRICKS

How do you remember all those musical notes?
Gabi asks Laurence how she remembers all the musical notes.

Laurence uses a **score**, that is to say a book in which the composer has written all the music. Laurence must read all the notes.

The part for the right hand is at the top.
The part for the left hand is at the bottom.
She plays the two (2) hands together.



THE MUSICAL JUNGLE – PART 3


THE JUNGLE DANCES THE POLKA



DO-IT-YOURSELF PUPPET: THE ELEPHANT

Here is an example of an elephant puppet that you can make and use to tell your story. To build it, you will need:

- A cardboard template (pre-cut or to be cut out by an adult)
- An exacto knife (to be used by an adult) to cut out the central hole for the finger (the trunk)
- Draw the eyes or use two (2) small googly eyes (your choice)
- Lots of pencil crayons in different colours to decorate your elephant
- Your little hand to manipulate: you just have to put your index finger in the central hole. Your index finger becomes the elephant's trunk.
- Francis Poulenc's music or the suggested Polka excerpts
- Your imagination to invent the story of your elephant!





TO LISTEN TO WHILE
WORKING ON YOUR PUPPET

[The polka of Waders](#)

[Traditional Polish Polka](#)

[Bohemian Polka](#)



THE MUSICAL JUNGLE



PART 4

THE ELEPHANT AND THE STARRY NIGHT

THE MUSICAL JUNGLE – PART 4

THE ELEPHANT AND THE STARRY NIGHT

ACTIVITY CONTENT

Let's try to remember:

Last time, what were our animals doing in the **Musical Jungle**?

They were partying and dancing the Polka.

Today, Gabi meets Élisabeth who is an actress and storyteller in the concert, "The Story of Babar, the Little Elephant". She is accompanied by Emily the elephant and explains to us how she tells a story.

The voices of the characters in your story are very important. Your character will not have the same voice if they are happy or angry or nervous...

- For example, if your character is always in a hurry, would they speak very fast or very slow?
- Or if your character is always in the clouds and always takes their time, do you think they would speak fast or slow?
- And would their voice be high or low?
- Did you find a voice for each of the puppets you made?
- What are the voices of your birds or your dromedary, for example?

Use your imagination to find the voice that best suits your puppet.

Let's see what kind of fun story we can make up today...

Duration of the video
10:45 min



[Listen to the Polka](#)
[Piano](#)

THE MUSICAL JUNGLE— PART 4

THE ELEPHANT AND THE STARRY NIGHT

LAURENCE'S PIANO: THE LULLABY

Laurence is very tired today because she couldn't fall asleep... She counted all the animals in the musical jungle! Gabi suggests she play a lullaby to try to fall asleep.

DEEPEN YOUR UNDERSTANDING BY DISCUSSING

- What do you do when you can't fall asleep?
- Do you know any lullabies?
- What do you think the jungle animals do after having partied too late at night?

Let the children express their preferences.

THE IMAGINARY JUNGLE: AWAKENING THE IMAGINATION

Laurence has fallen asleep! Gabi is in Laurence's dream where Laurence is a lioness! All our friends from the Musical Jungle are there.

- Do you remember which animals live in the jungle?
- What are they doing today?

All the animals are there: Puffy the giraffe, Dee and Bert the birdies, Christian the orangutan, Dreyfus the dromedary, Emily the elephant and her little Babar... They prepare for bed, telling each other memories of a beautiful starry night.

- Emily the elephant tells us a beautiful story... **what is this story about?**

Emily tells us about the birth of her little Babar...

Let the children express what they feel.

LET'S PLAY!

- **Would you like to rock your imaginary baby to the sound of Francis Poulenc's lullaby?**
- Now, would you like to draw a starry sky with your imaginary paintbrush?

(Click on the hyperlinks on the right.)



DEEPEN YOUR UNDERSTANDING BY LISTENING

Piano or Orchestral versions

[The Lullaby — Piano](#)
[The Lullaby — Orchestra](#)

[The Starry Night — Piano](#)
[The Starry Night — Orchestra](#)

THE MUSICAL JUNGLE— PART 4

THE ELEPHANT AND THE STARRY NIGHT

LAURENCE THE PIANIST'S LITTLE TRICKS

How do you make music that relaxes us and puts us to sleep?

Gabi asks Laurence how she makes music relaxing.

Does music have magical powers?

The composer gives all kinds of indications in the score. For example, the nuances, i.e. the places where one plays loudly or softly. If it is a lullaby, it is important not to play too loud!

The composer also indicates the character of the music, i.e. with what emotion the music should be played.

(See below the indications given by Francis Poulenc in his score. Originally in French)

Laurence puts all her emotions—joy, calm, softness, or sadness—into her piano!

Babar se promène très heureux sur le dos de sa maman.

Très calme $\text{♩} = 63$



Très doux et poétique

M.D.

J.W.C. 9746



THE MUSICAL JUNGLE— PART 4

THE ELEPHANT AND THE STARRY NIGHT

IMAGINE YOUR DANCING JUNGLE

Gabi suggests that you create your story with music using Francis Poulenc's Starry Night.

Here are other excerpts of different music describing the night.
(Click on the hyperlinks on the right)

Listen carefully to these excerpts:

- Is the tempo slow or fast?
- Can you imagine a starry sky and draw it with your imaginary brush?
- Would you say that this music is very soft?



[Beethoven - Moonlight Sonata](#)

[Debussy - Starry Night](#)

[Ravel - Night](#)

THE MUSICAL JUNGLE— PART 4

THE ELEPHANT AND THE STARRY NIGHT

DO-IT-YOURSELF PUPPET: THE LIONESS

Here is an example of a lion mask that you can make and use to tell your story. To build it, you will need:

- One (1) piece of cardboard
- The lion template (pre-cut or to be cut out by an adult—plan to make large holes for the eyes)
- Construction paper
- Pipe cleaners for the whiskers
- Strings of yarn, party whistle decorations, or coloured paper strips for the mane
- Lots of pencil crayons in different colours to draw the cheeks, muzzle, and ears
- Round-tipped scissors
- A glue stick
- The mask can be held by a wooden stick or worn with a string around the head

TO GO FURTHER...

Suggestions for listening to classical music during quiet time...

(Click on the hyperlinks on the right.)




[A starry night soundscape](#)

[Chopin - Nocturnes](#)

[Debussy - Suite bergamasque, Clair de lune](#)

[F. Liszt - "Ständchen" After Schubert](#)



Jeunesses Musicales Canada

305 Mont-Royal Avenue East
Montréal (Québec) Canada H2T 1P8
514.845.4108

jmcanada.ca